

# LE JEU DES FAMILLES

## Règle du jeu CP/CE1

### Le jeu des familles (pour 4 à 6 joueurs)

Matériel : 56 cartes (14 fois 4 cartes représentant le même nombre)

Le jeu se joue à deux équipes. Une équipe comporte 2 ou 3 élèves.

Un élève tire une carte et la place au centre des joueurs sur la 1<sup>e</sup> ligne d'un tableau comportant 4 lignes et 14 colonnes.

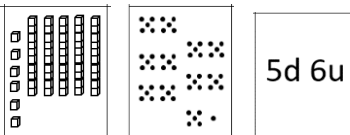
L'élève suivant tire une autre carte. Si cette carte correspond à la même quantité que celle déjà placée sur le tableau, il la place dans la même colonne, dans la ligne du dessous ; sinon, il la place sur la 1<sup>e</sup> ligne dans une autre colonne. Dès qu'un joueur tire une carte qui complète une famille, l'équipe gagne la famille. L'équipe gagnante est celle qui a le plus de familles à la fin du jeu.

### Evolution possible

**Niveau 1** pouvant être proposé à la période 2 de la programmation précédente. (CP)

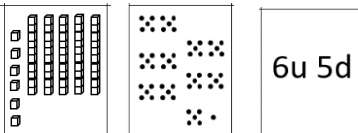
Il n'est pas nécessaire de connaître le nom des nombres.

Chaque famille se compose de 3 cartes : une représentation en cubes par paquets de dix et unités isolées (inférieures à 10), une représentation en points en groupes de dix et unités isolés (inférieures à 10) et une écriture en dizaines et unités (inférieures à 10).




#### **Niveau 2 (CP)**

Les familles sont constituées de 4 cartes : les trois cartes du niveau 1 et une carte avec l'écriture du nombre d'unités isolées (inférieures à 10) suivies du nombre de dizaines



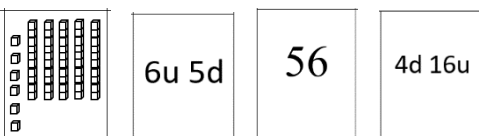
#### **Niveau 3 (CP et CE1)**

Les familles sont constituées de 4 cartes : une représentation en cubes par paquets de dix et unités isolées (inférieures à 10), une carte avec l'écriture du nombre de dizaines puis du nombre d'unités isolées (inférieures à 10), une carte avec l'écriture du nombre d'unités isolées (inférieures à 10) suivies du nombre de dizaines et une carte avec l'écriture chiffrée du nombre.


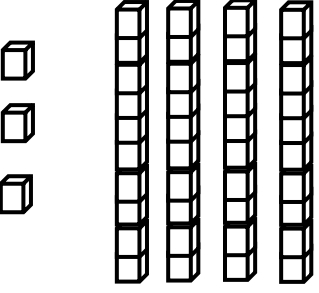

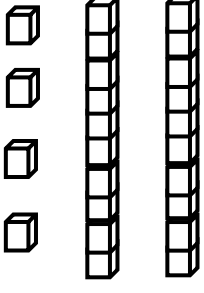

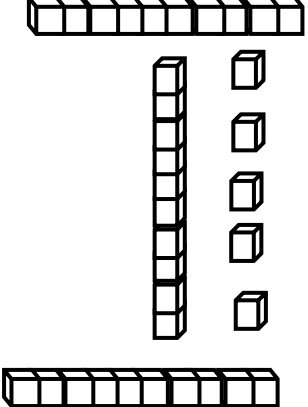





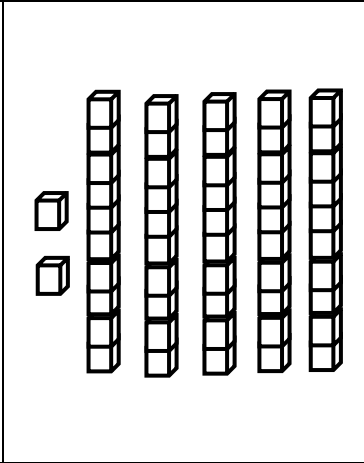

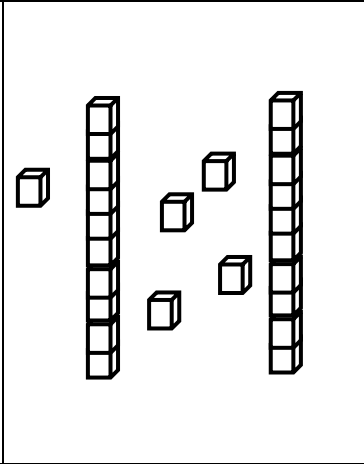

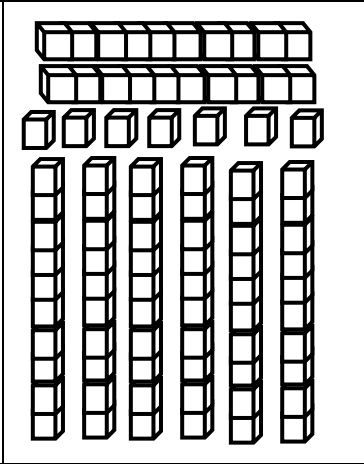

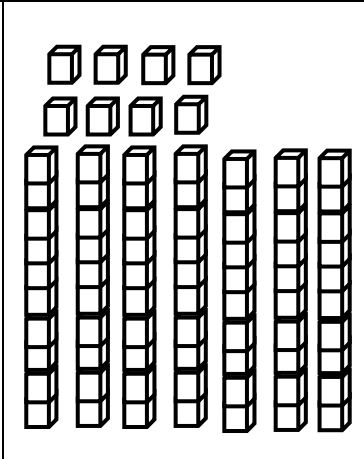
#### **Niveau 4 (CE1)**


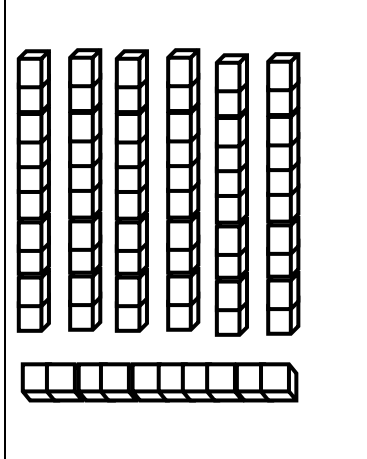

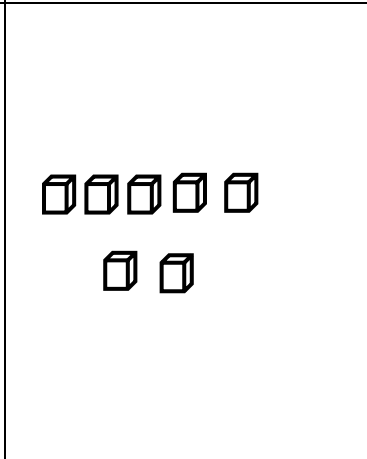

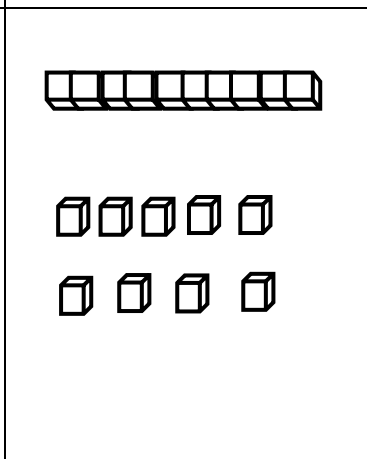

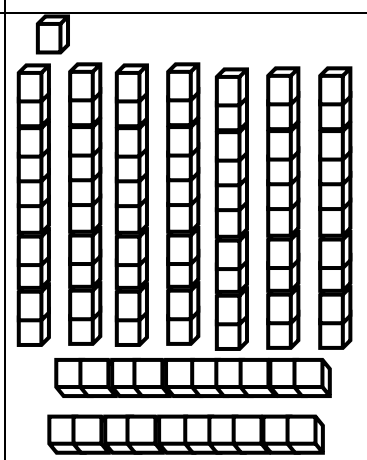
Les familles sont constituées de 4 cartes : une représentation en cubes par paquets de dix et unités isolées (inférieures à 10), une carte avec soit l'écriture du nombre de dizaines puis du nombre d'unités isolées (inférieures à 10) soit l'écriture du nombre d'unités isolées (inférieures à 10) suivies du nombre de dizaines, une carte avec un nombre de dizaines suivi d'un nombre d'unités restantes supérieures à 9 et une carte avec l'écriture chiffrée du nombre.


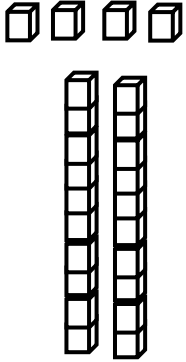




Matériel niveau 1


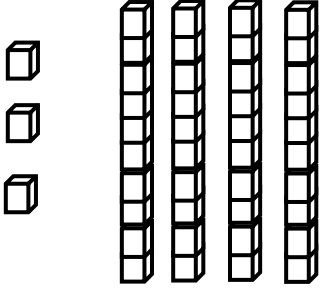

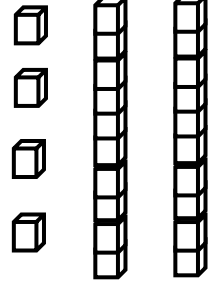

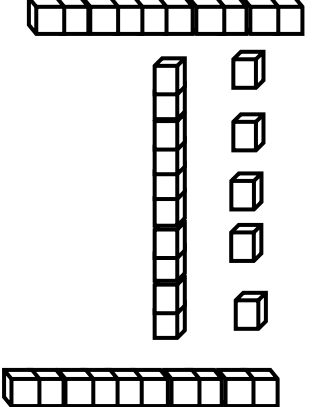


|   |   |              |
|---|---|--------------|
|    |    | <p>4d 3u</p> |
|    |    | <p>3d 4u</p> |
|  |  | <p>6d 5u</p> |
|  |  | <p>5d 6u</p> |


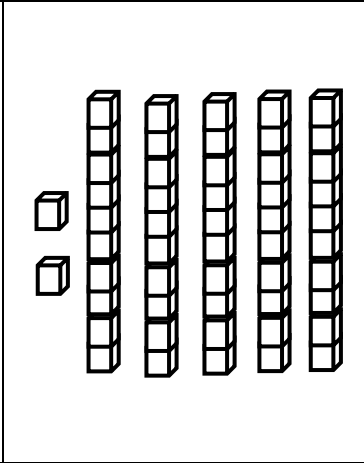

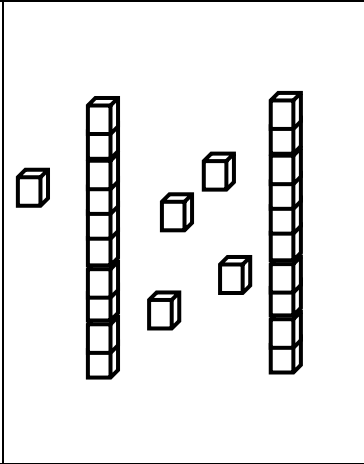

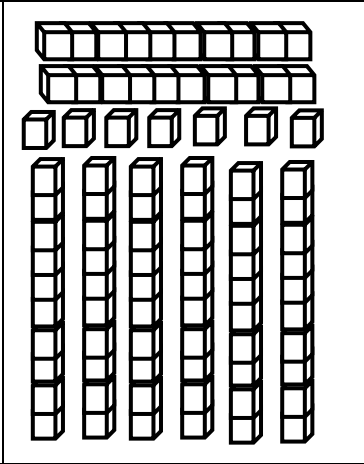

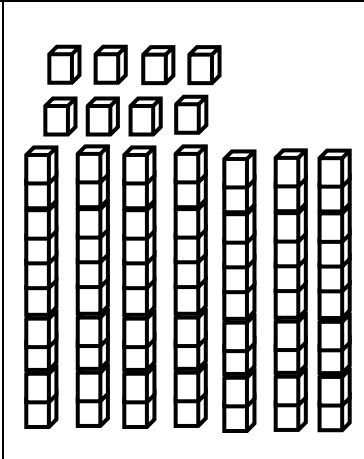
|  |   |              |
|--|---|--------------|
|     |     | <p>5d 2u</p> |
|   |   | <p>2d 5u</p> |
|  |  | <p>8d 7u</p> |
|  |  | <p>7d 8u</p> |


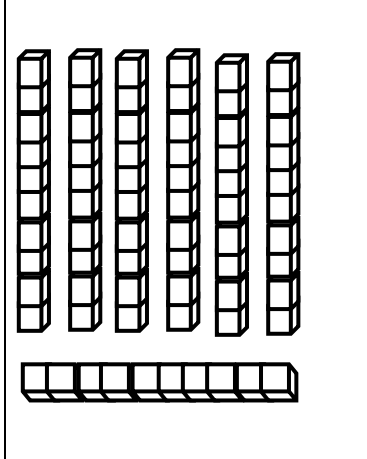

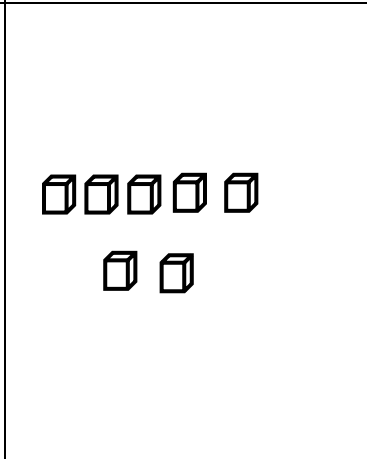

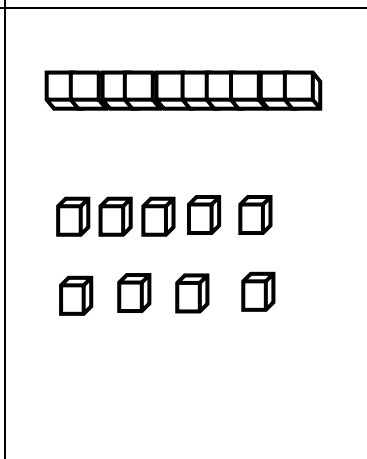

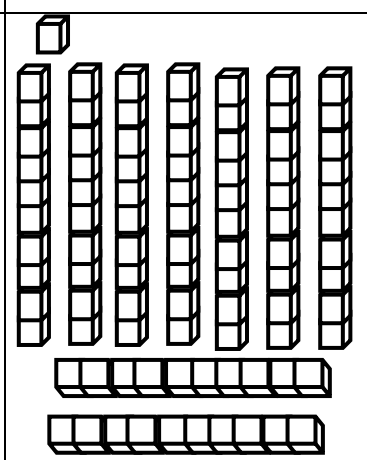
|  |   |              |
|--|---|--------------|
|     |     | <p>7d</p>    |
|   |   | <p>7u</p>    |
|  |  | <p>1d 9u</p> |
|  |  | <p>9d 1u</p> |

|   |   |              |
|---|---|--------------|
|  |  | <p>2d 4u</p> |
|  |  | <p>4d 2u</p> |


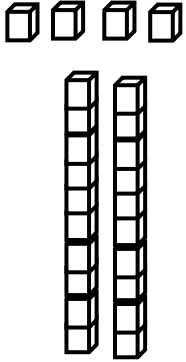


Matériel niveau 2

|  |   |              |
|--|---|--------------|
|    |    | <p>3u 4d</p> |
|    |    | <p>4u 3d</p> |
|  |  | <p>5u 6d</p> |
|  |  | <p>6u 5d</p> |

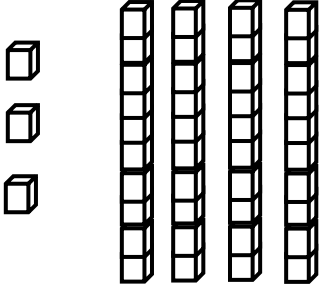
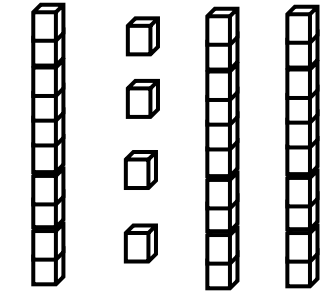
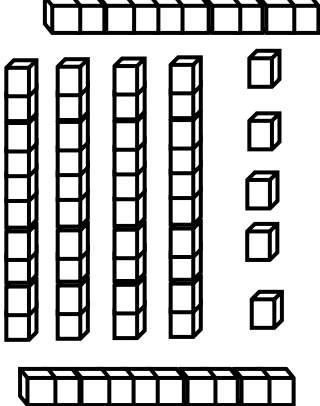

|  |   |              |
|--|---|--------------|
|     |     | <p>2u 5d</p> |
|   |   | <p>5u 2d</p> |
|  |  | <p>7u 8d</p> |
|  |  | <p>8u 7d</p> |

|  |   |              |
|--|---|--------------|
|     |     | <p>7d</p>    |
|   |   | <p>7u</p>    |
|  |  | <p>9u 1d</p> |
|  |  | <p>1u 9d</p> |

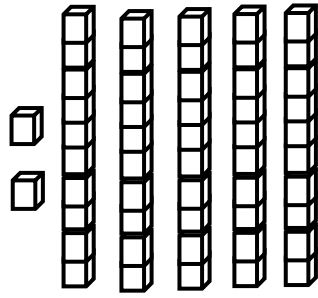


|   |   |              |
|---|---|--------------|
|  |  | <p>4u 2d</p> |
|  |  | <p>2u 4d</p> |

Matériel niveau 3

|              |   |           |              |
|--------------|---|-----------|--------------|
| <p>3u 4d</p> |  <p>Three small cubes (units) are arranged vertically on the left. To their right are four vertical rods, each composed of ten small cubes (tens).</p>   | <p>43</p> | <p>4d 3u</p> |
| <p>4u 3d</p> |  <p>Four small cubes (units) are arranged vertically in the center. To their left is one vertical rod of ten cubes (ten), and to their right are two vertical rods of ten cubes (tens).</p>              | <p>34</p> | <p>3d 4u</p> |
| <p>5u 6d</p> |  <p>Five small cubes (units) are arranged vertically on the right. To their left are four vertical rods of ten cubes (tens). Above and below the rods are two horizontal rods of ten cubes (tens).</p> | <p>65</p> | <p>6d 5u</p> |
| <p>6u 5d</p> |  <p>Six small cubes (units) are arranged vertically on the left. To their right are five vertical rods of ten cubes (tens).</p>  | <p>56</p> | <p>5d 6u</p> |

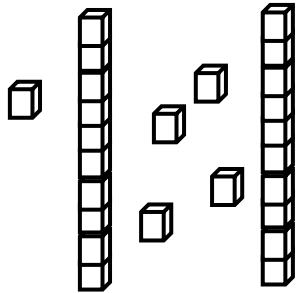
2u 5d



52

5d 2u

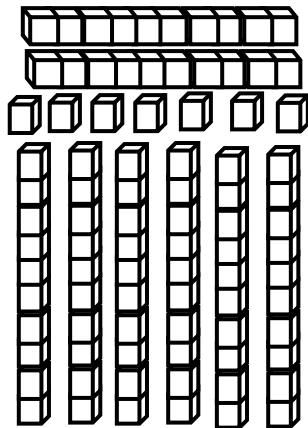
5u 2d



25

2d 5u

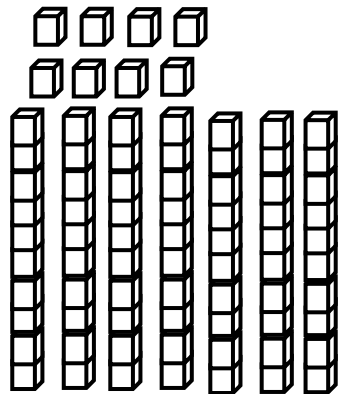
7u 8d



87

8d 7u


8u 7d



78

7d 8u

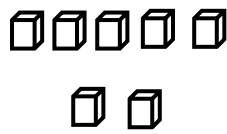
7d



70

7d

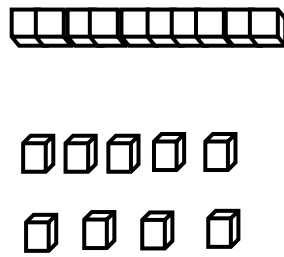
7u



7

7u

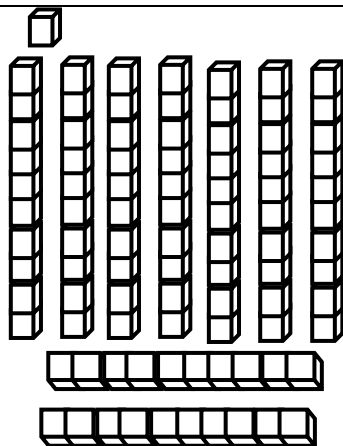
9u 1d



19

1d 9u

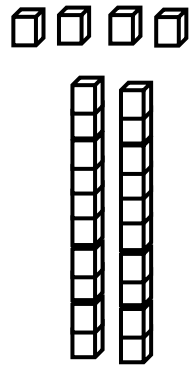
1u 9d



91

9d 1u

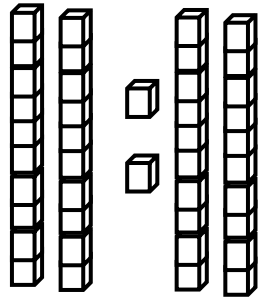
4u 2d



24

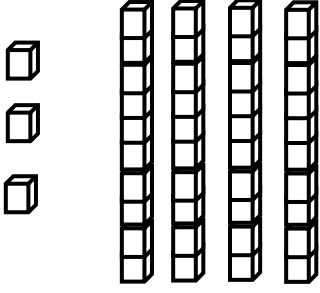
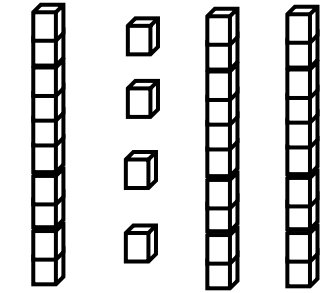
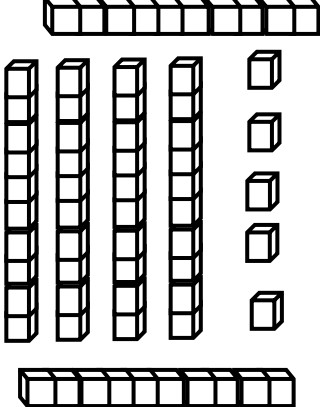

2d 4u

2u 4d

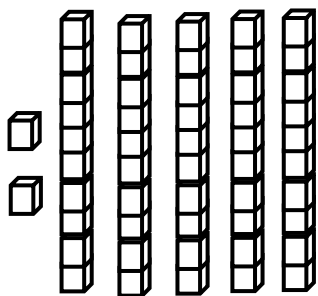


42

4d 2u

|               |   |           |              |
|---------------|---|-----------|--------------|
| <p>3d 13u</p> |    | <p>43</p> | <p>4d 3u</p> |
| <p>2d 14u</p> |    | <p>34</p> | <p>3d 4u</p> |
| <p>5d 15u</p> |  | <p>65</p> | <p>6d 5u</p> |
| <p>4d 16u</p> |  | <p>56</p> | <p>5d 6u</p> |

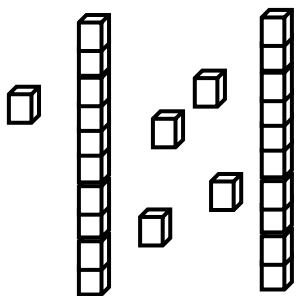
4d 12u



52

5d 2u

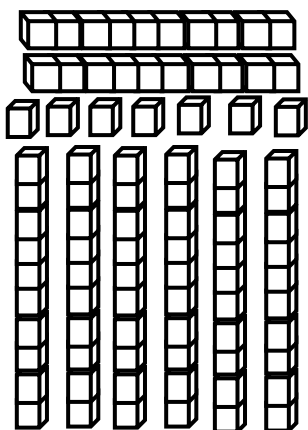
1d 15u



25

2d 5u

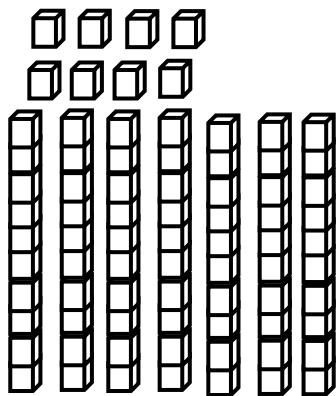
7d 17u



87

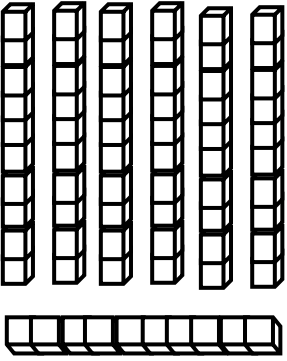
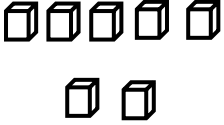
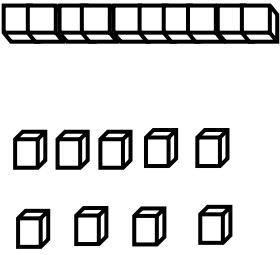
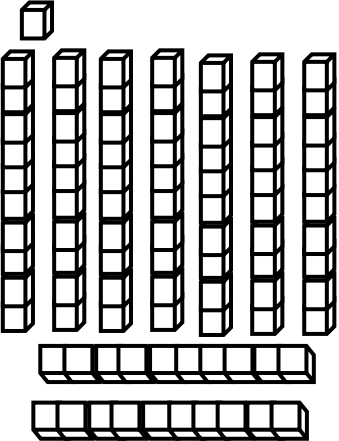
8d 7u

6d 18u



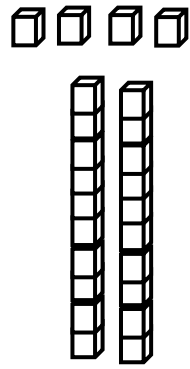
78

7d 8u

|               |   |           |              |
|---------------|---|-----------|--------------|
| <p>6d 10u</p> |    | <p>70</p> | <p>7d</p>    |
| <p>7u</p>     |    | <p>7</p>  | <p>7u</p>    |
| <p>19u</p>    |  | <p>19</p> | <p>1d 9u</p> |
| <p>8d 11u</p> |  | <p>91</p> | <p>9d 1u</p> |



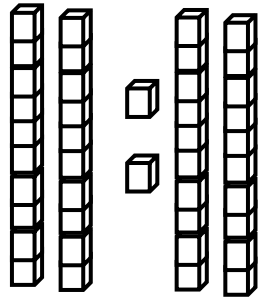
1d 14u



24

2d 4u

3d 12u



42

4d 2u

## Règle du jeu CE2

### **Le jeu des familles (pour 4 à 6 joueurs)**

Matériel : 56 cartes (14 fois 4 cartes représentant le même nombre)

Le jeu se joue à deux équipes. Une équipe comporte 2 ou 3 élèves.

Un élève tire une carte et la place au centre des joueurs sur la 1<sup>e</sup> ligne d'un tableau comportant 4 lignes et 14 colonnes.

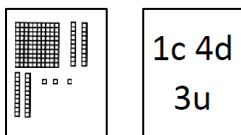
L'élève suivant tire une autre carte. Si cette carte correspond à la même quantité que celle déjà placée sur le tableau, il la place dans la même colonne, dans la ligne du dessous ; sinon, il la place sur la 1<sup>e</sup> ligne dans une autre colonne. Dès qu'un joueur tire une carte qui complète une famille, l'équipe gagne la famille. L'équipe gagnante est celle qui a le plus de familles à la fin du jeu.

### **Evolution possible**

**Niveau 1** pouvant être proposé à la période 2 de la programmation précédente.

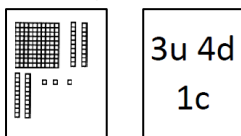
Il n'est pas nécessaire de connaître le nom des nombres.

Chaque famille se compose de 2 cartes : une représentation en cubes par paquets de dix et unités isolées (inférieures à 10) et une écriture en centaines, dizaines et unités (inférieures à 10).



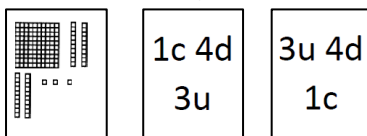
#### **Niveau 2**

Les familles sont constituées de 2 cartes : une représentation en cubes par paquets de dix et une écriture en unités isolées (inférieures à 10) suivies du nombre de dizaines et du nombre de centaines.



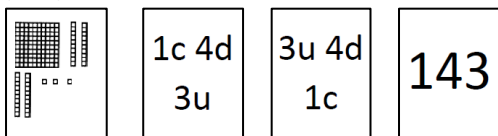
#### **Niveau 3**

Les familles sont constituées de 3 cartes : les deux cartes des niveaux 1 et une carte avec l'écriture du nombre d'unités isolées (inférieures à 10) suivies du nombre de dizaines et du nombre de centaines.



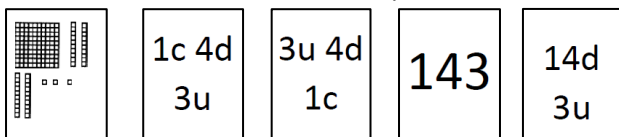
#### **Niveau 4**

Les familles sont constituées de 4 cartes : les trois cartes des niveaux 3 et une carte avec l'écriture chiffrée du nombre (143)

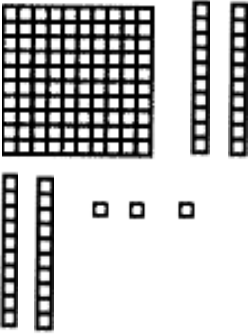
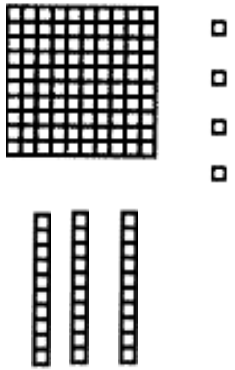










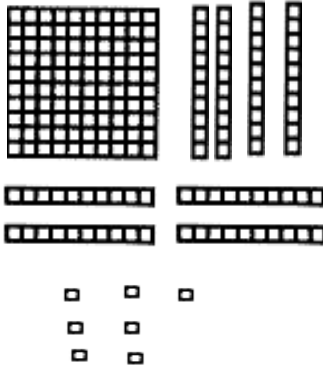
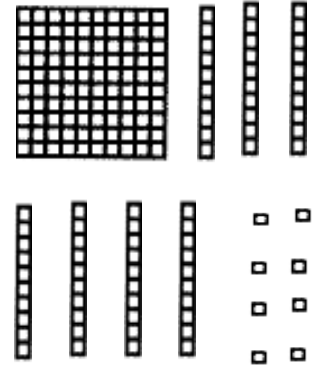
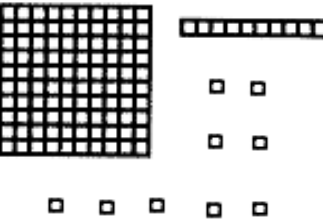

#### **Niveau 5**

Les familles sont constituées de 5 cartes : les quatre cartes du niveau 4 plus une carte avec un nombre de centaines suivi d'un nombre de dizaines supérieures à 9 et d'un nombre d'unités.

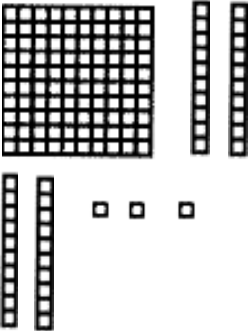










Matériel niveau 1

|   |                     |  |                     |
|---|---------------------|--|---------------------|
|    | <p>1c 4d<br/>3u</p> |    | <p>1c 3d<br/>4u</p> |
|   | <p>3c 5d<br/>2u</p> |   | <p>3c 2d<br/>5u</p> |
|   | <p>5c 7d<br/>7u</p> |  | <p>5c 7u</p>        |
|  | <p>5c 2d<br/>4u</p> |  | <p>5c 4d<br/>2u</p> |


|  |                        |  |                        |
|--|------------------------|--|------------------------|
|    | <p>2c 6d</p> <p>5u</p> |    | <p>2c 5d</p> <p>6u</p> |
|    | <p>1c 8d</p> <p>7u</p> |    | <p>1c 7d</p> <p>8u</p> |
|  | <p>1c 1d</p> <p>9u</p> |  | <p>1c 9d</p> <p>1u</p> |

Matériel niveau 2

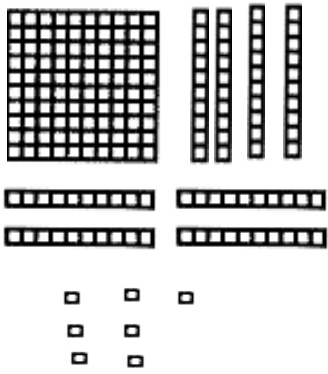
|   |                        |  |                        |
|---|------------------------|--|------------------------|
|    | <p>3u 4d</p> <p>1c</p> |    | <p>4u 3d</p> <p>1c</p> |
|   | <p>2u 5d</p> <p>3c</p> |   | <p>5u 2d</p> <p>3c</p> |
|   | <p>7d 5c</p>           |  | <p>7u 5c</p>           |
|  | <p>4u 2d</p> <p>5c</p> |  | <p>2u 4d</p> <p>5c</p> |




5u 6d  
2c



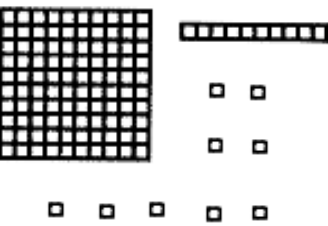
6u 5d  
2c




7u 8d  
1c



8u 7d  
1c

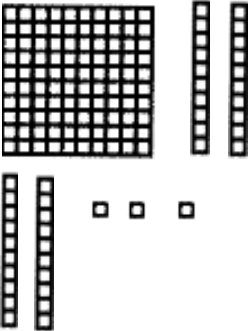






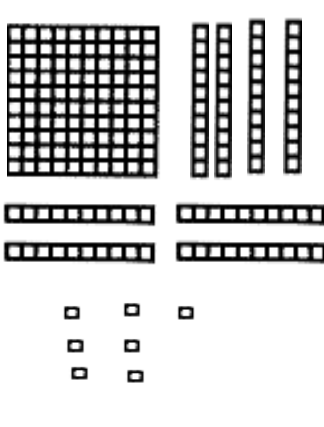

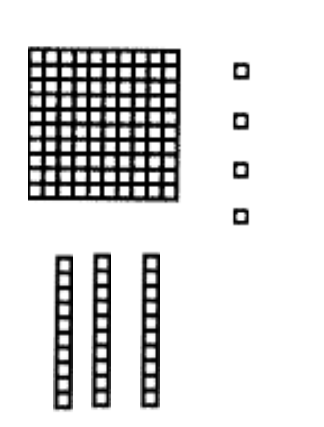
9u 1d  
1c












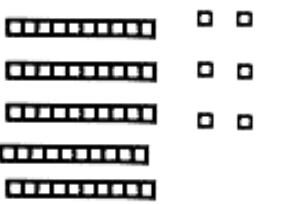
1u 9d  
1c

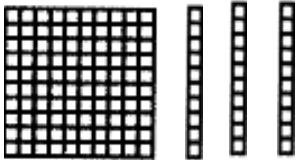


Matériel niveau 3

|   |                     |                     |
|---|---------------------|---------------------|
|    | <p>1c 4d<br/>3u</p> | <p>3u 4d<br/>1c</p> |
|   | <p>1c 3d<br/>4u</p> | <p>4u 3d<br/>1c</p> |
|   | <p>2c 6d<br/>5u</p> | <p>5u 6d<br/>2c</p> |
|  | <p>2c 5d<br/>6u</p> | <p>6u 5d<br/>2c</p> |

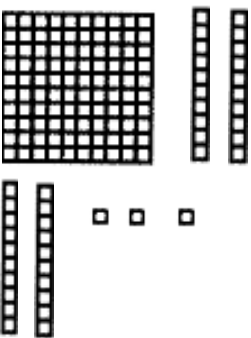



|  |                        |                        |
|--|------------------------|------------------------|
|    | <p>3c 5d</p> <p>2u</p> | <p>2u 5d</p> <p>3c</p> |
|    | <p>3c 2d</p> <p>5u</p> | <p>5u 2d</p> <p>3c</p> |
|  | <p>1c 8d</p> <p>7u</p> | <p>7u 8d</p> <p>1c</p> |
|  | <p>1c 7d</p> <p>8u</p> | <p>8u 7d</p> <p>1c</p> |


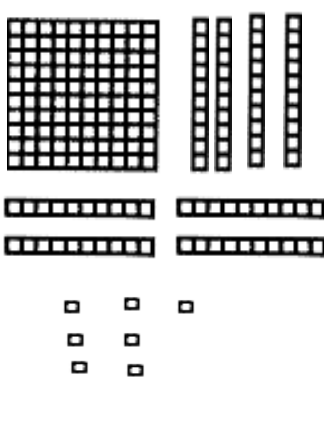

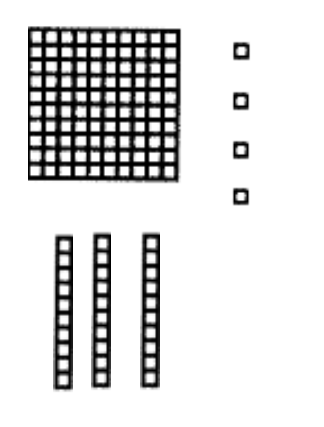






|  |                        |                        |
|--|------------------------|------------------------|
| <br>   | <p>5c 7d</p>           | <p>7d 5c</p>           |
| <br><br>   | <p>5c 7u</p>           | <p>7u 5c</p>           |
| <br><br> | <p>1c 1d</p> <p>9u</p> | <p>9u 1d</p> <p>1c</p> |
| <br>   | <p>1c 9d</p> <p>1u</p> | <p>1u 9d</p> <p>1c</p> |

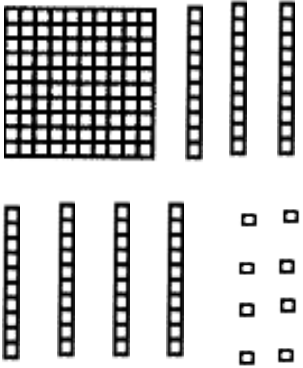
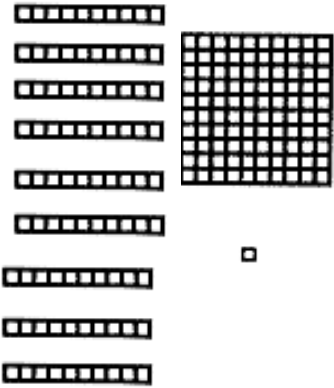
|  |                        |                        |
|--|------------------------|------------------------|
| <br> | <p>5c 2d</p> <p>4u</p> | <p>4u 2d</p> <p>5c</p> |
|    | <p>5c 4d</p> <p>2u</p> | <p>2u 4d</p> <p>5c</p> |

Matériel niveau 4

|   |                     |                     |            |
|---|---------------------|---------------------|------------|
|    | <p>1c 4d<br/>3u</p> | <p>3u 4d<br/>1c</p> | <p>143</p> |
|   | <p>1c 3d<br/>4u</p> | <p>4u 3d<br/>1c</p> | <p>134</p> |
|   | <p>2c 6d<br/>5u</p> | <p>5u 6d<br/>2c</p> | <p>265</p> |
|  | <p>2c 5d<br/>6u</p> | <p>6u 5d<br/>2c</p> | <p>256</p> |

|  |                     |                     |            |
|--|---------------------|---------------------|------------|
|    | <p>3c 5d<br/>2u</p> | <p>2u 5d<br/>3c</p> | <p>352</p> |
|   | <p>3c 2d<br/>5u</p> | <p>5u 2d<br/>3c</p> | <p>325</p> |
|  | <p>1c 8d<br/>7u</p> | <p>7u 8d<br/>1c</p> | <p>187</p> |
|  | <p>1c 7d<br/>8u</p> | <p>8u 7d<br/>1c</p> | <p>178</p> |

|  |                     |                     |            |
|--|---------------------|---------------------|------------|
|   | <p>5c 7d</p>        | <p>7d 5c</p>        | <p>570</p> |
|  | <p>5c 7u</p>        | <p>7u 5c</p>        | <p>507</p> |
|  | <p>1c 1d<br/>9u</p> | <p>9u 1d<br/>1c</p> | <p>119</p> |
|  | <p>1c 9d<br/>1u</p> | <p>1u 9d<br/>1c</p> | <p>191</p> |

|   |                     |                     |            |
|---|---------------------|---------------------|------------|
|  | <p>5c 2d<br/>4u</p> | <p>4u 2d<br/>5c</p> | <p>524</p> |
|   | <p>5c 4d<br/>2u</p> | <p>2u 4d<br/>5c</p> | <p>542</p> |

Matériel à ajouter au niveau 4 pour le niveau 5

|                   |                   |                   |                   |
|-------------------|-------------------|-------------------|-------------------|
| <p>14d<br/>3u</p> | <p>13d<br/>4u</p> | <p>26d<br/>5u</p> | <p>35d<br/>2u</p> |
| <p>25d<br/>6u</p> | <p>32d<br/>5u</p> | <p>18d<br/>7u</p> | <p>17d<br/>8u</p> |

|           |           |           |           |
|-----------|-----------|-----------|-----------|
| 57d       | 50d<br>7u | 11d<br>9u | 19d<br>1u |
| 52d<br>4u | 54d<br>2u |           |           |











